

Pumps and Foot Valves



TrunkPump turns pumping into an easy one-person job and saves time, money and labour because your tractor does all the hard work.

The **TP-2PTP** high-pressure self-priming pump is designed specifically irrigation or high head / pressure applications where moderate volume is required.

Other TrunkPump models available for water transfer / dewatering applications.



TP-2PTP 2" HIGH PRESSURE PUMP

- Die Cast, Self-priming PTO-powered centrifugal Aluminum Pump
- 120+ GPM; 18 feet' of suction head, 88 PSI (75 PSI @ 30 GPM)
- Silicone Carbide seal
- Heavy-duty steel construction.

PART	DESCRIPTION
TP-2PTP	2" HP PTO-Pump



HUNTER® PSR-22 PUMP START RELAY

A reliable and economical pump start relay for irrigation systems with an electric pump that require pump activation at the controller. Suitable for conventional wiring or 2-wire decoder activation; allows for flexible installation options.

- Lockable, All-weather Enclosure
- 24VAC flying leads makes connection to the controller quick and easy.
- Single Phase 2HP @ 110VAC; 3HP @ 230VAC
- Dimensions: 6½" H x 7½" W x 4½" D

PART	DESCRIPTION
PSR-22	Pump Start Relay – single phase

NOTE: Other models available – please inquire.



HP-2065HR HIGH PRESSURE 2" TRANSFER PUMP

High pressure system operates at 65 PSI; ideal for lawn sprinkling and fire fighting.

- 2" NPT inlet and outlet Aluminum Pump.
- Honda GX200 6.5HP engine with Oil Alert.
- 126 gallons per minute Maximum Flow.
- 197' Total Lift (@ 85 PSI).
- Solids through pump not recommended.

PART	DESCRIPTION
HP-2065HR	2" High Pressure Pump



HP-2013HR HIGH PRESSURE 2" TRANSFER PUMP

The HP-2013HR pump with Honda engine is an excellent choice

- for irrigation or as a firefighting pump.
- 2" Male NPT inlet and outlet Aluminum Pump.
- Honda GX390 13HP engine with Oil Alert.
- 140 gallons per minute Maximum Flow.
- 330' Total Lift (@ 145 PSI).
- Solids through pump not recommended

PART	DESCRIPTION
HP-2013HR	2" High Pressure Pump



PVC FOOT VALVES

PART	DESCRIPTION
FVPVC0750	¾"
FVPVC1000	1"
FVPVC1250	1¼"
FVPVC1500	1½"
FVPVC2000	2"
FVPVC3000	3"



HEAVY DUTY BRONZE FOOT VALVE

- Includes perforated stainless steel strainer.

PART	DESCRIPTION
FV034	¾"
FV100	1"
FV114	1¼"
FV112	1½"
FV200	2"
FV300	3"
FV400	4"



Foot Valve



Leather Flapper

CAST IRON FOOT VALVES

PART	DESCRIPTION
FVCI-2	2" Foot Valve
FVCI-3	3" Foot Valve
FVCI-4	4" Foot Valve
LEATHER2	2" Leather Flapper
LEATHER3	3" Leather Flapper
LEATHER4	4" Leather Flapper
LEATHER6	6" Leather Flapper



POLY CHECK VALVE

- 2" or 1½".
- Available with or without check valve.

PART	DESCRIPTION
FVPP2	2" Strainer C/W Check
FVPP2LC	2" Strainer Less Check
100750	2" NPT Female x Hose Insert
504019	2" Check Valve
2452067	2" NPT Female x 1½" NPT Male Adapter
100640	1½" NPT Female x 1½" Hose Insert

Hoses and Clamps



BLUE AQUA® H.D. WATER HOSE

- 3/4" I.D. w/ standard garden hose fittings
- 300 PSI working pressure
- Kink-resistant, yet flexible construction

PART	DESCRIPTION
BLUEHOSE34-50	3/4" ID X 50' Hose
BLUEHOSE34-75	3/4" ID X 75' Hose
BLUEHOSE34-100	3/4" ID X 100' Hose



WEEPER HOSE

PART	DESCRIPTION
WEEPER50	50'



FARM RED HOSE


PART	DESCRIPTION
FARMHOSE	5/8" x 90'



GOLF HOSE - 1" I.D. PROFESSIONAL GRADE

- 1" NPSM Straight thread fittings.
- 125 PSI; -4°C to 65°C rated.

PART	DESCRIPTION
GOLFHOSE50	1" X 50'
GOLFHOSE100	1" X 100'



LAY-FLAT PVC HOSE

PART	DESCRIPTION
PVCL1	1" I.D.
PVCL112	1 1/2" I.D.
PVCL2	2" I.D.
PVCL3	3" I.D.
PVCL4	4" I.D.
PVCL6	6" I.D.



NYLON REINFORCED (NRV) HOSE

PART	DESCRIPTION
NRV14	1/4" I.D.
NRV38	3/8" I.D.
NRV12	1/2" I.D.
NRV58	5/8" I.D.
NRV34	3/4" I.D.
NRV1	1" I.D.
NRV114	1 1/4" I.D.
NRV112	1 1/2" I.D.
NRV2	2" I.D.




PVC SUCTION HOSE

PART	DESCRIPTION
PVCS34	3/4" I.D.
PVCS1	1" I.D.
PVCS114	1 1/4" I.D.
PVCS112	1 1/2" I.D.
PVCS2	2" I.D.
PVCS2.5	2 1/2" I.D.
PVCS3	3" I.D.
PVCS4	4" I.D.



CLEAR VINYL HOSE

PART	DESCRIPTION
CLEAR14	1/4" I.D.
CLEAR38	3/8" I.D.
CLEAR12	1/2" I.D.
CLEAR58	5/8" I.D.
CLEAR34	3/4" I.D.
CLEAR10	1" I.D.




BRAIDED SPRAYER HOSE - PER FOOT

PART	DESCRIPTION
SPR1BR1/2	2 Spiral, 1/2" 150 PSI
SPR2BR3/8	4 Spiral, 3/8" 250 PSI
SPR2BR1/2	4 Spiral, 1/2" 250 PSI
SPR2BR3/4	4 Spiral, 3/4" 250 PSI
SPR2BR1	4 Spiral, 1" 200 PSI



RUBBER DISCHARGE HOSE

PART	DESCRIPTION
RD114	1 1/4" I.D.
RD112	1 1/2" I.D.
RD2	2" I.D.
RD3	3" I.D.
RD4	4" I.D.



RUBBER/WIRE SUCTION HOSE

PART	DESCRIPTION
RS114	1 1/4" I.D.
RS112	1 1/2" I.D.
RS2	2" I.D.
RS3	3" I.D.
RS4	4" I.D.



HIGH PRESSURE PVC HOSE - YELLOW

PART	DESCRIPTION
HP38-600	3/8" 600 PSI
HP12-600	1/2" 600 PSI
HP34-600	3/4" 600 PSI



HOSE CUTTER

PART	DESCRIPTION
0725-0005	
0725-0006	BLADE

RATCHET CLAMPS

- Ideal for use with LDPE thin wall tubing.
- Secure lock teeth.



PART	DESCRIPTION
RATCHETCLAMP-15	.590-.630" OD
RATCHETCLAMP-18	.670-.750" OD
RATCHETCLAMP-20	.749-.827" OD



STAINLESS STEEL GEAR CLAMPS

PART	MIN.	MAX.	AVERAGE
HAS4M	1/4"	5/8"	3/8"
HAS5M	5/16"	7/8"	1/2"
HAS6M	7/16"	7/8"	5/8"
HAS6	3/8"	3/4"	5/8"
HAS8	1/2"	1"	3/4"
HAS10	9/16"	1 1/8"	7/8"
HAS12	11/16"	1 1/4"	15/16"
HAS16	5/8"	1 1/2"	1"
HAS20	13/16"	1 3/4"	1 1/8"
HAS24	1 1/16"	2"	1 1/2"
HAS28	1 7/16"	2 3/8"	1 15/16"
HAS32	1 9/16"	2 1/2"	2"
HAS36	1 13/16"	2 3/4"	2 1/4"
HAS40	2 1/16"	3"	2 1/2"
HAS44	2 5/16"	3 1/4"	2 13/16"
HAS52	2 13/16"	3 3/4"	3 3/16"
HAS64	3 9/16"	4 1/2"	4"
HAS72	4 1/8"	5"	4 1/2"
HAS88	5 1/8"	6"	5 1/2"
HAS96	5 5/8"	6 1/2"	6"
HAS104	6 1/8"	7"	6 1/2"



STAINLESS STEEL SUPER CLAMPS

- Stainless steel T-bolt with silver plated nut to prevent seizing with nylon lock nut.
- 360° sealing surface.
- Ideal for high torque applications.
- Strong, positive connections.
- 3 spot welds for extra strength.

PART	DESCRIPTION
TC120	1.20" / 1.34"
TC130	1.30" / 1.70"
TC150	1.50" / 1.75"
TC162	1.62" / 1.87"
TC181	1.81" / 2.06"
TC193	1.93" / 2.18"
TC206	2.06" / 2.40"
TC218	2.18" / 2.50"
TC224	2.24" / 2.55"
TC231	2.31" / 2.62"
TC250	2.50" / 2.81"
TC287	2.87" / 3.18"
TC312	3.12" / 3.49"
TC331	3.31" / 3.62"
TC343	3.43" / 3.75"
TC425	4.25" / 4.56"
TC438	4.38" / 4.76"
TC456	4.56" / 4.94"



DRAMM TRIPOD IMPULSE SPRINKLER

Designed to water over gardens, the Dramm Tripod Impulse Sprinkler elevates watering over 5 feet in height.

- Features a brass impulse sprinkler head; adjustable for part and full-circle patterns.
- Retractable riser adjusts from 38" to 63" in height.
- Waters an area up to 70 feet in diameter.
- Retractable spikes in folding tripod base holds securely when watering.

PART	DESCRIPTION
DRAMM-TRIPOD	Tripod Impulse Sprinkler



COMFORT GRIP NOZZLE

- Vinyl-molded cushion comfort grip.
- Ideal for cold or hot water use.

PART
593



INSULATED BRASS TWIST NOZZLE

- Insulated rubber grip over solid brass nozzle body ideal for both hot and cold-water use.
- Adjustable pattern from stream to fine spray wide cone; simply twist the grip.

PART	DESCRIPTION
528T-RUBBER	Insulated Twist



PRO FIREMAN NOZZLE

- Heavy-Duty Metal construction.
- Adjustable pattern, lever ON/OFF.
- Rated to 250 PSI. Female GH inlet.

PART	DESCRIPTION
50503	Pro Fireman Nozzle



INSULATED PISTOL GRIP NOZZLE

- Molded insulated grip – for spraying hot or cold water.
- Male GH outlet x Female GH inlet.

PART	DESCRIPTION
572TFR	Insulated Grip Nozzle



ZINC PISTOL GRIP NOZZLE

- Medium-duty zinc spray nozzle with trigger lock feature.
- Male GH outlet x Female GH inlet.

PART	DESCRIPTION
573L	Zinc Spray Nozzle



ZINC "Y" SHUT-OFF SPLITTER VALVE

- Sturdy Zinc construction.
- "Y" shut-off splitter, 1 x FGH, 2 x MGH.
- Resists Temps. Up to 160°F.

PART	DESCRIPTION
15	Zinc "Y" Shut-Off



ZINC WATER SHUT-OFF VALVE

- Sturdy Zinc construction.
- Male GH x Female GH threads.
- Compact handle resists breakage.

PART	DESCRIPTION
05VL	Zinc Shut-Off



NYLON "Y" SHUT-OFF SPLITTER VALVE

- Durable, rustproof polymer.
- Not good for high temperatures.
- Twin shut-off valves.
- Cap type valve handles resist breakage.
- Full ball and retainer rings reduce leakage, even at low pressure.

PART	DESCRIPTION
17	Poly "Y" Shut-Off



Female Male

BRASS QUICK CONNECTOR SET

- Allows the most water flow of any quick connector systems.
- Use with 07V or 05V water shut-off valves for on/off water flow control.
- Features a push-pull ring to connect/disconnect hose and hose end attachments easily.
- Easily attaches to nozzle /sprinkler for quick connection to hose.
- Heavy-duty solid brass construction for long life.
- Incl. 1 male and 1 female connector.

PART	DESCRIPTION
09QC	Connector Set
09QCM	Male Connector Only
09QCF	Female Connector Only



Female Male

HOSE END QUICK CONNECTOR SET

- Easily connects hose to sprinkler, nozzle or other hose end accessories.
- Durable, polymer construction.
- Interchangeable with most polymer quick connector systems.
- Includes 1 female hose end connector with shut-off and 2 male hose end adapters.

PART	DESCRIPTION
29Q	Connector Set



RUBBER HOSE WASHERS

PART	DESCRIPTION
01RW	10 Pack



DRAMM FAN SPRAY

- Heavy-duty zinc & brass construction.
- Female GH thread; easy-to-use shut-off and ergonomic insulated grip.
- Great for seedlings.

PART	DESCRIPTION
DRAMM-FANSPRAY	Fan Spray



DRAMM HOSE WASHERS – PRO GRADE

- EPDM rubber for durability.
- Fits standard 3/4" garden hoses.

PART	DESCRIPTION
DRAMM-WASHER	12-Pack



GHFT075A



GHMT075B



GHFT075D



GHMT075F

3/4" BANJO BRAND CAM-LOCK GARDEN HOSE THREAD FITTINGS

- Quick and simple way to connect and disconnect your garden hose and all other watering accessories.
- Never have to use pliers to attach or tighten another garden hose or accessory again!
- Durable, rustproof yellow fiberglass re-enforced poly construction.
- Fits all standard 3/4" male and female garden hose threads (GHT).
- Standard 3/4" opening inside diameter.

PART	DESCRIPTION
GHFT075A	3/4" Adapter x Female GHT
GHMT075F	3/4" Adapter x Male GHT
GHMT075B	3/4" Coupler x Male GHT
GHFT075D	3/4" Coupler x Female GHT

Hose Accessories



HOZON SYPHON MIXER

- Accurately applies fertilizer, pesticides and other water soluble chemicals for use in the greenhouse, lawn and garden.
- Sturdy Poly body, in-line check valve.

PART	DESCRIPTION
HOZON	Injector

Note: All chemical mixes should be diluted according to the manufacturer's recommended concentration



FOGG-IT FOG NOZZLES

PART	DESCRIPTION
FOGG	Super Fine
FOGGF	Fine
FOGGL	Low Volume
FOGGH	Heavy



HEAVY BRASS HOSE COUPLE SET

- Individual male or female fittings also sold separately – please inquire.

PART	DESCRIPTION
HC38	3/8"
HC12	1/2"
HC58	5/8"
HC34	3/4"
HC10	1"




ADAPTER COUPLER

PART	DESCRIPTION
#03	1/2" NPT x Hose
#04	3/4" NPT x Hose



SWIVEL CONNECTOR

PART	DESCRIPTION
#01	1/2" NPT x Hose
#02	3/4" NPT x Hose
#06	Hose x Hose



WATER BREAKER

PART	DESCRIPTION
170PL	Plastic
170AL	Aluminum
400PL	Plastic
400AL	Aluminum
1000PL	Plastic



Water breaker not included.

EXTENSION

PART	DESCRIPTION
DRAMM2	2'
DRAMM3	3'
DRAMM4	4'



03V

PART	DESCRIPTION
03V	Single Outlet Brass Shut-Off



13


PART	DESCRIPTION
13	Double Outlet Brass Shut-Off



BRASS SHUT-OFF

- Extra large handles are easy to grip and turn.
- EZ-on connector assures connection to faucet.
- Heavy-duty brass construction.

PART	DESCRIPTION
44GFL	Four Outlet Brass Shut-Off



• GH in/out

PART	DESCRIPTION
74VALVE	Dramm 74 GH Ball Valve
300	Brass GH Valve



MALE NPT X FEMALE HOSE ADAPTER

PART	DESCRIPTION
#07	1/2"
#09	3/4"



FEMALE NPT X MALE HOSE ADAPTER

PART	DESCRIPTION
#08	1/2"
#10	3/4"



ADAPTER NIPPLE

PART	DESCRIPTION
#05	3/8" NPT x Hose
#11	1/2" NPT x Hose
#12	3/4" NPT x Hose
#13A	Hose x Hose



MALE SWIVEL ADAPTER

PART	DESCRIPTION
#14	3/8" NPT x Hose
#15	1/2" NPT x Hose
#17	1/4" NPT x Hose



20R ADAPTER

PART	DESCRIPTION
20R	1" FNPT x MGH
HW1	Gasket for 20R



1"

1 1/2"

HOSE NOZZLE

PART	DESCRIPTION
FN100	1" Nozzle
FN112	1 1/2" Nozzle
FN200	2" Nozzle
FN100-G	Gasket – FN100
FN112-G	Gasket – FN112
FN200-G	Gasket – FN200



SOCKET

Socket

PART	DESCRIPTION
QCS14	1/4" Socket Only
QCS38	3/8" Socket Only
QCS12	1/2" Socket Only



Male

MALE PLUG

PART	DESCRIPTION
QCP14	1/4" Plug Only
QCP38	3/8" Plug Only
QCP12	1/2" Plug Only



Female

FEMALE PLUG

PART	DESCRIPTION
QCP14F	1/4" Fem. Plug Only
QCP38F	3/8" Fem. Plug Only
QCP12F	1/2" Fem. Plug Only

QUICK COUPLER SOCKET O-RINGS

PART	DESCRIPTION
QC14-OR	O-Ring - 1/4" Socket
QC38-OR	O-Ring - 3/8" Socket
QC12-OR	O-Ring - 1/2" Socket