

Sprinklers and Components



Quick Couplers and Valves

Quick Coupling / Valve Cross Reference Chart						
KEY PART #	TOP INSIDE FEMALE/ OUTSIDE MALE THREAD SIZE	KEY SIZE	VALVES			
			#3 Valve	#44 Valve	#5 Valve	QCV075
33K	1/2" / 3/4"	1/2"				
44K	3/4" / 1"	3/4"				
55K	N/A / 1"	1"				
QB33K07	1/2" / 3/4"	3/4"				
QB44K10						
QB5RK10	3/4" / 1"	1"				

Rainbird Valves & Keys			
KEY PART	PRICE(I)	VALVE PART	PRICE(I)
33K	CALL	#3VALVE	CALL
44K	CALL	#44VALVE	CALL
55K	CALL	#5VALVE	CALL

Storm Buckner Valves & Keys			
KEY PART	PRICE(I)	VALVE PART	PRICE(I)
QB33K07	55.30	QCV075	86.85
QB44K10	118.55	QCV100	122.15
QB5RK10	123.10	QBRB5RC10	132.45



Roller Base – 22" Wide

PART	DESCRIPTION	PRICE (I)
ROLLERBASE22	For 3/4" or 1" Impact Sprinklers	198.60



Ring Bases

PART	DESCRIPTION	PRICE (G)
RINGBASE-1/2	1/2" NPT Outlet	24.40
RINGBASE-3/4	3/4" NPT Outlet	25.80



Brass Swivel Elbows

PART	DESCRIPTION	PRICE (I)
SWIVEL34	3/4"	64.55
SWIVEL1	1"	89.80
SWIVEL134	1" x 3/4"	74.20




Rotor Max Midi Sprinkler

- Dual outlet spinner enhances sprinkler performance.
- Easily taken apart for cleaning.
- UV-stabilized materials for long life.
- 1/2" Male thread.

PRESSURE (PSI)	FLOW (GPM)	DIAMETER (FEET)	STREAM HEIGHT (FT.)
15	2.4	40.0	2.3
20	2.8	42.0	2.7
30	3.7	46.0	3.4
40	4.2	45.0	3.9


PART	DESCRIPTION	PRICE(H)
ROTORMAX-P	Rotormax - 0.15" Nozzle	13.55



Adjustable Impact Sprinkler Heads

- SU63: 20° to 340° or full circle pattern; 25 – 55 PSI; 3.54 – 5.44 GPM. 35 – 48 foot head spacing.
- 65P10: 20° to 340° or full circle pattern; 25 - 60 PSI; 3.54 – 5.64 GPM. 33 – 47 foot head spacing.
- SU261: 20° to 340° or full circle pattern; 30 - 60 PSI; 3.94 – 13.73 GPM. 41 – 50 foot head spacing.


PART	DESCRIPTION	PRICE (I)
SU63	1/2" MNPT Brass Impact Sprinkler	55.95
65P10	1/2" MNPT HD Poly Impact Sprinkler	10.70
SU261	3/4" MNPT Brass Impact Sprinkler	89.55



NOZZLE	PSI	RADIUS	GPM
11/64" X 3/32"	35	45'	6.73
	40	46'	7.21
	45	47'	7.62
	50	48'	8.03
	55	48'	8.43
	60	49'	8.71
	65	49'	9.11
	70	50'	9.45
	75	50'	9.79
	80	51'	10.06

3/4" Full Circle Dual Nozzle Impact Sprinkler


PART	DESCRIPTION	PRICE (I)
2000S	Buckner 3/4" Full Circle Sprinkler	42.85
100255	Optional 3/8" Rear Plug	CALL



NOZZLE	PSI	RADIUS	GPM
9/32" X 1/8"	35	55'	15.43
	40	57'	16.52
	45	58'	17.54
	50	60'	18.49
	55	62'	19.31
	60	65'	20.26
	65	67'	21.01
	70	70'	21.82
	75	71'	22.57
	80	72'	23.25
85	74'	24.00	
90	75'	24.75	
95	77'	25.49	
100	78'	26.24	

1" WAU360 Adjustable Impact Sprinkler


PART	DESCRIPTION	PRICE (I)
WAU360	Buckner 1" Adjustable Sprinkler	166.20



NOZZLE	PSI	RADIUS	GPM
7/32" X 13/32"	65	91'	46.5
	70	93'	48.68
	75	94'	50.13
	80	96'	51.65
	85	97'	53.55
	90	99'	54.86
	95	100'	56.37
	100	101'	58.00

1 1/4" WAU400 Full Circle Impact Sprinkler

PART	DESCRIPTION	PRICE (I)
WAU400	Buckner 1 1/4" Full Circle Sprinkler	282.15



NOZZLE	PSI	RADIUS	GPM
3/8" X 7/32"	55	77'	35.7
	60	79'	37.2
	65	81'	38.7
	70	83'	40.2
	75	85'	41.7
	80	85'	43.2
	85	86'	44.7
	90	87'	46.2
	95	87'	46.9

1 1/4" WAU460 Adjustable Impact Sprinkler

PART	DESCRIPTION	PRICE (I)
WAU460	Buckner 1 1/4" Adjustable Sprinkler	380.10

Micro and Drip Irrigation



Potstream™ Mini-Spray Sprinkler/Dripper

- An innovative solution for watering plant containers of all sizes and shapes.
- Adjustable 4-stream fan spray pattern with a radius of 0.0" (OFF) to 12.4".
- Recommended operating pressure of between 5 and 40 PSI – ideal for a wide range of landscape, nursery, and greenhouse applications.
- Output of between 0.0 (OFF) and 9.7 Gallons / Hour.
- Vertical 0.16" inlet hose barb and sturdy 6" stake.

PART	DESCRIPTION	PRICE (F)
POTSTREAM	Potstream Dripper w/ shut-off	1.95



Shrubbler® 180° & 360° Adjustable Flow

- Simple finger-tip cap control for flow adjustment
- Spike for positioning; break-off barb adapter
- Side entry barb (0.16") with up to 36" diameter coverage
- 13 GPH @ 30 PSI with 36" spray pattern

PART	DESCRIPTION	PRICE (F)
SHRUBBLER180	180° Shrubbler w/ Adjustable Flow	1.50
SHRUBBLER360	360° Shrubbler w/ Adjustable Flow	1.50



Pressure Regulating Micro Manifold

- 25 psi regulation with 9 pressure controlled outlets
- Each outlet can support drip, micro sprays and/or micro bubblers
- Inlet screen can be removed for cleaning
- Inlet pressure: 20 – 100 psi, outlet pressure: 21 – 28 psi
- Maximum flow per outlet: 23.3 gph
- Inlet base: 1/2" FNPT; Outlet barb to suit 1/4" tubing

PART	DESCRIPTION	PRICE (G)
MANIFOLD	Pressure Regulating Micro Manifold	20.90



ADAPTER-UNF-1/2 connects UNF-thread sprinklers to 1/2" pipe



Vari-Jet™ 180° & 90° Adjustable Flow and Throw

- Integrated valve controls radius and flow volume
- Choice of spray patterns - 180° or 90°
- UV-stabilized materials for long life
- 10-32 UNF thread for installation on rigid riser
- 180°: 10 – 30 psi, 0 – 31 gph, 0 – 10.6' radius
- 90°: 10 – 30 psi, 0 – 31 gph, 0 – 10.3' radius

PART	DESCRIPTION	PRICE (F)
VARIJET180	180° Jet Spray w/ Adjustable Flow	1.95
VARIJET90	90° Jet Spray w/ Adjustable Flow	1.95



Midi Drip™ Emitter Spike

- Economical and precise watering of individual containers
- Can be taken apart for servicing and cleaning
- Suitable for landscapes and container-grown plants
- 1 gph @ 15 psi
- .16" barb fitting; spike height 4.9"

PART	DESCRIPTION	PRICE (F)
MIDIDRIP	Midi Drip Emitter Spike w/.16" Barb	1.70

18" Rigid Riser w/ .16" Barbed Adapter

- Use in irrigation system w/ UNF-thread micro emitters.
- Can be used w/ Asta® Stake to extend sprinkler height.
- 0.16" hose barb adapter x Female UNF thread.
- UV-stabilized materials for long life.



PART	DESCRIPTION	PRICE (F)
RISER18	18" Riser	1.60

21" Asta® Stake

- Provides a simple solution to a variety of spray heights in landscape settings.
- 21" stake provides stability with extra height.
- Fits all 0.27" OD vinyl tubing or 0.30" rigid risers.
- UV-stabilized materials.



PART	DESCRIPTION	PRICE (F)
STAKE21	21" Stake	3.60

12" Micro Pop-Up Sprinkler Body

- 1/2" Male NPT bottom inlet.
- 10-32 UNF female thread on pop-up riser.
- 12" static height, 22" fully extended.
- Agricultural, home garden, greenhouse, and landscape uses.
- Shown w/ Antelco Vari-Rotor sprinkler (sold separately).



PART / DESCRIPTION	PRICE (F)
MICROPOPUP12 Riser	9.75



Vari-Flow BARB X BARB



Vari-Flow UNF X UNF

Vari-Flow™ Shut-Off Valves

- Flow control valves for low pressure irrigation
- Simple on-off operation and straight through flow
- Operating Pressure: up to 45 PSI at 38° Celsius
- Available with barb x barb or 10-32 UNF x 10-32 UNF threads
- Excellent for use with drippers in landscapes or for hanging basket applications in the greenhouse

PART	DESCRIPTION	PRICE (F)
VARI-FLO	Vari-Flow – barb x barb	1.70
VARI-FLO-UNF	Vari-Flow – UNF x UNF	1.70



Dramm Misty Mist 360° Nozzles

- Ideal for overhead mist propagation, irrigating plugs, or raising humidity levels.
- Misty Mist nozzles produce a 6 foot spray pattern when placed 5 feet above your greenhouse crop with 3 foot spacing.
- Available in three different GPM ratings to suit your specific needs.
- No moving parts; easy to maintain, simple to set up.
- Can be installed upright or inverted overhead or on greenhouse bench risers, as required.

Misty Mist Nozzle Performance (Gallons / Minute)

PART NUMBER	COLOUR	ORIFICE DIAMETER	36 PSI	73 PSI
MISTY-BW	Blue/White	1.0 mm	0.17	0.22
MISTY-RW	Red/White	1.25 mm	0.27	0.35
MISTY-BLK	Black/White	1.50 mm	0.39	0.50

PART	DESCRIPTION	PRICE(H)
MISTY-BW	Misty Mist Nozzle – Blue/White	2.20
MISTY-RW	Misty Mist Nozzle – Red/White	2.20
MISTY-BLK	Misty Mist Nozzle – Black/White	2.20



Dramm Assembly Insert

- Threaded gasket that provides quick installation and a leak-free seal for Dramm irrigation nozzles.
- 3/8" interior Whitworth tapered thread to match up with Misty Mist and Pin-Perfect nozzles. Also fits the Dramm No-Drip Riser Extension.
- USED WITH SCHEDULE 40 PVC ONLY; DO NOT use with schedule 80 PVC pipe.
- Easy to use – drill 7/16" hole in pipe, insert gasket into hole, and thread in your irrigation nozzle.
- Recommended for use at operating pressures up to 50 PSI.

PART	DESCRIPTION	PRICE(H)
MISTY-INSERT	Dramm Insert Assembly	1.20



3/8" Whitworth Thread X 1/2" FNPT Riser Adapter

- 1/2" Female NPT X 3/8" Whitworth Female Thread adapter allows for the use of Misty Mist and Perfect-Pin nozzles on a 1/2" diameter irrigation riser.

PART	DESCRIPTION	PRICE(H)
MISTY-ADPT	Riser Adapter 1/2" x 3/8" WW	2.15



Rotor Rain G Mini Sprinkler

- Low trajectory, large droplet mini sprinkler.
- 'C' Frame design for strength and high distribution uniformity.
- Full flow flipper suspended between two bearings for reliable performance.
- Rotor can be replaced with break-off spray deflector for close-in watering of immature crops.
- 1/2" Male NPT base; 0.055" Orifice size.
- Other sizes available by special order; please inquire.

Rotor Rain Green Mini Sprinkler Performance

PRESSURE (PSI)	FLOW (GPH)	DIAMETER (FT.)*	STREAM HEIGHT (FT.)
15	20.0	26.0	1.8
20	23.5	30.0	1.8
25	26.5	30.0	1.8
30	29.2	30.0	2.1

*NOTE: Diameter based on sprinkler head 8" above ground.

PART	DESCRIPTION	PRICE(F)
ROTORAIN-G	Mini Rotor Sprinkler	2.80



Dramm No-Drip Extension Check Valves

- Helps control drip from overhead pipelines by shutting off when water pressure is below 11 PSI.
- Used primarily when Dramm irrigation nozzles (such as Pin-Perfect and Misty Mist) are installed on the bottom side of over crop PVC water lines.
- Can be used optionally on topside installations.
- Includes a built-in filter to help keep check valve and attached nozzle from clogging.

PART	DESCRIPTION	PRICE(H)
MISTY-EXTENSION	No-Drip Extension	3.90



Dramm 11 Gram Emitter Weight

- Barbed connection for secure fit.
- Zinc / Aluminum alloy – NO lead.
- Dual Port for even output.
- Use with 0.130" Dramm tubing.

PART	DESCRIPTION	PRICE(I)
DRAMMWEIGHT	Dramm Emitter Weight	.50



Cooling / Misting Shrub Nozzles

- Ideal for targeted irrigation or cooling applications.
- **SPJET** series feature bayonet tip and 0.16" "quick" thread for easy installation into SOFT poly pipe.
- **SN** series (not shown) features 10-32 UNF micro thread for installation into pre-drilled RIGID poly pipe.

PART	DESCRIPTION	PRICE
SPJET-15415	90° (1/4 circle) Shrub Nozzle	.65(F)
SPJET-15425	180° (1/2 circle) Shrub Nozzle	.65(F)
SN90	90° Shrub Nozzle (not shown)	.50(E)
SN180	180° Shrub Nozzle (not shown)	.50(E)



24" Slimline 1/2 GPH Hanging Basket Assembly

- Includes 2 LPH (0.5 GPH) emitter, 24" drop line, and easy-to-close shut-off weight.
- Simple, highly visible shut-off functionality.
- Available in other lengths and gallon ratings – please inquire

PART	DESCRIPTION	PRICE
ISO1HBA2W-24	HB Emitter Assembly – 24" w/ 0.5 GPH	CALL



Pressure Compensating Drip Emitters

- Available in 3 sizes – 1/2 GPH, 1 GPH, and 2 GPH.
- Silicon Diaphragm for longer life.
- Can be taken apart for inspection and cleaning.

PART	DESCRIPTION	PRICE(F)
EM5	EM-5 Emitter – 1/2 gallon / hour	.95
EM10	EM-10 Emitter – 1 gallons / hour	.95
EM20	EM-20 Emitter – 2 gallons / hour	.95

NOTE: All Drip Tubing and Poly Pipe is located in our Landscape Irrigation section of the catalogue.