


Hoses and Clamps



Flexogen Hose

- Lifetime replacement policy

PART	DESCRIPTION	PRICE (I)
FLEX-3/4-50	3/4" X 50'	64.80
FLEX-3/4-75	3/4" X 75'	94.60
FLEX-3/4-100	3/4" X 100'	126.75
FLEX-1-100	1" X 100'	CALL



Lay-Flat PVC Hose

PART	DESCRIPTION	PRICE/FT. (F)
PVCL1	1" I.D.	.80
PVCL112	1 1/2" I.D.	.65
PVCL2	2" I.D.	.75
PVCL3	3" I.D.	1.15
PVCL4	4" I.D.	1.85
PVCL6	6" I.D.	3.25



Nylon Reinforced (NRV) Hose

PART	DESCRIPTION	PRICE/FT. (F)
NRV14	1/4" I.D.	.55
NRV38	3/8" I.D.	.95
NRV12	1/2" I.D.	1.00
NRV58	5/8" I.D.	1.40
NRV34	3/4" I.D.	1.60
NRV1	1" I.D.	2.45
NRV114	1 1/4" I.D.	4.55
NRV112	1 1/2" I.D.	5.80
NRV2	2" I.D.	8.50



Commercial Red Hose

PART	DESCRIPTION	PRICE (G)
COMM3/450	3/4" x 50'	56.15
COMM3/475	3/4" x 75'	81.35



Weeper Hose

PART	DESCRIPTION	PRICE (G)
WEEPER50	50'	30.90



Farm Red Hose

PART	DESCRIPTION	PRICE (G)
FARMHOSE	5/8" x 90'	70.05



PVC Suction Hose

PART	DESCRIPTION	PRICE/FT. (F)
PVCS34	3/4" I.D.	1.40
PVCS1	1" I.D.	1.50
PVCS114	1 1/4" I.D.	2.25
PVCS112	1 1/2" I.D.	2.25
PVCS2	2" I.D.	3.10
PVCS2.5	2 1/2" I.D.	6.95
PVCS3	3" I.D.	6.15
PVCS4	4" I.D.	10.15



Clear Vinyl Hose

PART	DESCRIPTION	PRICE/FT. (F)
CLEAR14	1/4" I.D.	.30
CLEAR38	3/8" I.D.	.40
CLEAR12	1/2" I.D.	.55
CLEAR58	5/8" I.D.	1.25
CLEAR34	3/4" I.D.	1.45
CLEAR10	1" I.D.	2.00



Braided Sprayer Hose - Per Foot

PART	DESCRIPTION	PRICE (F)
SPR1BR1/2	2 Spiral, 1/2" 150 PSI	1.60
SPR2BR3/8	4 Spiral, 3/8" 250 PSI	1.70
SPR2BR1/2	4 Spiral, 1/2" 250 PSI	2.30
SPR2BR3/4	4 Spiral, 3/4" 250 PSI	3.25
SPR2BR1	4 Spiral, 1" 200 PSI	3.80



Rubber Discharge Hose

PART	DESCRIPTION	PRICE/FT. (F)
RD114	1 1/4" I.D.	5.55
RD112	1 1/2" I.D.	6.10
RD2	2" I.D.	7.55
RD3	3" I.D.	11.45
RD4	4" I.D.	15.00



Rubber/Wire Suction Hose

PART	DESCRIPTION	PRICE/FT. (F)
RS114	1 1/4" I.D.	8.10
RS112	1 1/2" I.D.	8.20
RS2	2" I.D.	9.15
RS3	3" I.D.	14.35
RS4	4" I.D.	20.95



High Pressure PVC Hose - Yellow

PART	DESCRIPTION	PRICE/FT. (F)
HP38-600	3/8" 600 PSI	1.25
HP12-600	1/2" 600 PSI	2.35
HP34-600	3/4" 600 PSI	4.60



Hose Cutter

PART	PRICE (G)
0725-0005	13.45
0725-0006 BLADE	8.75

Ratchet Clamps

- Ideal for use with LDPE thin wall tubing.
- Secure lock teeth.



PART	DESCRIPTION	PRICE (F)
RATCHETCLAMP-15	.590-.630" OD	.30
RATCHETCLAMP-18	.670-.750" OD	.30
RATCHETCLAMP-20	.749-.827" OD	.35



Stainless Steel Gear Clamps

PART	MIN.	MAX.	AVERAGE	PRICE (E)
HAS4M	1/4"	5/8"	3/8"	.55
HAS5M	5/16"	7/8"	1/2"	.55
HAS6M	7/16"	7/8"	5/8"	1.55
HAS6	3/8"	3/4"	5/8"	1.10
HAS8	1/2"	1"	3/4"	1.15
HAS10	9/16"	1 1/8"	7/8"	1.20
HAS12	11/16"	1 1/4"	15/16"	1.20
HAS16	5/8"	1 1/2"	1"	1.25
HAS20	13/16"	1 3/4"	1 1/8"	1.35
HAS24	1 1/16"	2"	1 1/2"	1.35
HAS28	1 7/16"	2 3/8"	1 15/16"	1.40
HAS32	1 9/16"	2 1/2"	2"	1.50
HAS36	1 13/16"	2 3/4"	2 1/4"	1.55
HAS40	2 1/16"	3"	2 1/2"	1.60
HAS44	2 5/16"	3 1/4"	2 13/16"	1.65
HAS52	2 13/16"	3 3/4"	3 3/16"	1.80
HAS64	3 9/16"	4 1/2"	4"	2.00
HAS72	4 1/8"	5"	4 1/2"	2.10
HAS88	5 1/8"	6"	5 1/2"	2.25
HAS96	5 5/8"	6 1/2"	6"	2.35
HAS104	6 1/8"	7"	6 1/2"	2.55



Stainless Steel Super Clamps

- Stainless steel T-bolt with silver plated nut to prevent seizing with nylon lock nut.
- 360° sealing surface.
- Ideal for high torque applications.
- Strong, positive connections.
- 3 spot welds for extra strength.

PART	DESCRIPTION	PRICE (G)
TC120	1.20" / 1.34"	12.10
TC130	1.30" / 1.70"	13.30
TC150	1.50" / 1.75"	13.45
TC162	1.62" / 1.87"	13.30
TC181	1.81" / 2.06"	12.20
TC193	1.93" / 2.18"	13.45
TC206	2.06" / 2.40"	14.10
TC218	2.18" / 2.50"	12.55
TC224	2.24" / 2.55"	14.10
TC231	2.31" / 2.62"	13.10
TC250	2.50" / 2.81"	14.10
TC287	2.87" / 3.18"	14.10
TC312	3.12" / 3.49"	14.10
TC331	3.31" / 3.62"	13.70
TC343	3.43" / 3.75"	13.70
TC425	4.25" / 4.56"	16.30
TC438	4.38" / 4.76"	27.15
TC456	4.56" / 4.94"	27.15



Comfort Grip Nozzle

- Molded on, black vinyl grip is cushioned for comfort.
- Male hose threaded front for attaching accessories.

PART	PRICE (G)
593	10.65



Pro Fireman Nozzle

- Heavy-Duty metal construction.
- Adjustable pattern, lever ON/OFF.
- Rated to 250 PSI.

PART	DESCRIPTION	PRICE (G)
50503	Pro Fireman Nozzle	39.40



Nylon "Y" Shut-off Connectors

- Durable, rustproof polymer.
- Not good for high temperatures.
- Twin shut-off valves.
- Cap type valve handles resist breakage.
- Full ball and retainer rings reduce leakage, even at low pressure.

PART	PRICE (G)
17	4.45



Dramm Fan Spray

- Heavy-duty zinc & brass construction.
- Female GH thread; easy-to-use shut-off and ergonomic insulated grip.
- Great for seedlings.

PART	DESCRIPTION	PRICE (F)
DRAMM-FANSPRAY	Fan Spray	13.50



Insulated Pistol Grip Nozzle

- Insulated molded grip for spraying hot or cold water.
- Male garden hose threaded front for attaching accessories.


PART	DESCRIPTION	PRICE (G)
572TFR	Threaded front	11.85



Full Size Solid Brass Twist Nozzle

- Four large openings at nozzle tip for full flow.
- Replaceable front and rear O-ring seals for leakproof shut-off.
- Precise tip angle eliminates side spray.
- Adjustable from fine spray to needle stream to heavy rinse.
- Fast 3 turns from closed to open.
- Heavy-duty solid brass construction.

PART	PRICE (G)
528T	12.55



Brass Quick Connector Set

- Allows the most water flow of any quick connector systems.
- Use with 07V or 05V water shut-off valves for on/off water flow control.
- Features a push-pull ring to connect/disconnect hose and hose end attachments easily.
- Easily attaches to nozzle /sprinkler for quick connection to hose.
- Heavy-duty solid brass construction for long life.
- Incl. 1 male and 1 female connector.

PART	DESCRIPTION	PRICE (G)
09QC	Connector Set	13.65
09QCM	Male Connector Only	4.55
09QCF	Female Connector Only	9.10



Filter Washers

- Molded metal screen.
- Fits all hose couplings.

PART	DESCRIPTION	PRICE (G)
02FW	3 Pack	2.10



Swivel Connect Water Nozzle

- 8-Position spray pattern selection.
- Swivel connection reduces hose twisting; improves mobility.
- EZ Click™ ON/Off trigger with ergonomic handle.

PART	DESCRIPTION	PRICE (G)
3132	Swivel Connect Nozzle	23.55



Water Shut-Off Valve

- Zinc construction (withstands hot water temperatures up to 160°F).
- Shut-off valve controls water flow; saves water and time.
- Cap type valve handle resists breakage.

PART	DESCRIPTION	PRICE (G)
05VL	Zinc	6.50



Hose End Quick Connector Set

- Easily connects hose to sprinkler, nozzle or other hose end accessories.
- Durable, polymer construction.
- Interchangeable with most polymer quick connector systems.
- Includes 1 female hose end connector with shut-off and 2 male hose end adapters.

PART	DESCRIPTION	PRICE (G)
29Q	Connector Set	5.70
29QF	Female Hose End Shut-off Only	4.65
29QM	Male Hose End Quick Connectors (2/card)	1.65



3/4" Banjo Brand Cam-lock Garden Hose Thread Fittings

- Quick and simple way to connect and disconnect your garden hose and all other watering accessories.
- Never have to use pliers to attach or tighten another garden hose or accessory again!
- Durable, rustproof yellow fiberglass re-reinforced poly construction.
- Fits all standard 3/4" male and female garden hose threads (GHT).
- Standard 3/4" opening inside diameter.

PART	DESCRIPTION	PRICE (F)
GHFT075A	3/4" Adapter x Female GHT	7.95
GHMT075F	3/4" Adapter x Male GHT	7.95
GHMT075B	3/4" Coupler x Male GHT	16.80
GHFT075D	3/4" Coupler x Female GHT	16.80



Full Size Zinc Pistol Grip Nozzle

- Male threaded front for attaching accessories (573TFL).

PART	DESCRIPTION	PRICE (G)
573L	Non-Threaded Front	7.10



Zinc "Y" Shut-off Connectors

- Rugged zinc die cast.
- Water temperatures up to 160°F.
- Twin shut-off valves.
- Cap type valve handles resist breakage.
- Full ball and retainer rings reduce leakage, even at low pressure.

PART	PRICE (G)
15	9.10



PART	DESCRIPTION	PRICE (G)
01RW	10 Pack	1.45

Hose Accessories



Hozon Syphon Mixer

- Accurately applies fertilizer, pesticides and other water soluble chemicals for use in the greenhouse, lawn and garden.
- Sturdy Poly body, in-line check valve.


PART	DESCRIPTION	PRICE (F)
HOZON	Injector	23.30

Note: All chemical mixes should be diluted according to the manufacturer's recommended concentration



Water Breaker

PART	DESCRIPTION	PRICE (F)
170PL	Plastic	6.60
170AL	Aluminum	16.05
400PL	Plastic	7.65
400AL	Aluminum	24.05
1000PL	Plastic	18.20



• GH in/out

PART	DESCRIPTION	PRICE (F)
74VALVE	Dramm 74 GH Ball Valve	23.25
300	Brass GH Valve	31.35



20R Adapter

PART	DESCRIPTION	PRICE (I)
20R	1" FNPT x MGHT	16.10
HW1	Gasket for 20R	2.05



Hose Nozzle

PART	DESCRIPTION	PRICE (G)
FN100	1" Nozzle	23.75
FN112	1 1/2" Nozzle	20.10
FN200	2" Nozzle	92.95
FN100-G	Gasket - FN100	1.65
FN112-G	Gasket - FN112	1.70
FN200-G	Gasket - FN200	2.75



FOGG-IT Fog Nozzles

PART	DESCRIPTION	PRICE (F)
FOGG	Super Fine	14.85
FOGGF	Fine	14.85
FOGGL	Low Volume	14.85
FOGGH	Heavy	14.85



Water breaker not included.

Extension

PART	DESCRIPTION	PRICE (F)
DRAMM2	2'	14.20
DRAMM3	3'	16.05
DRAMM4	4'	17.15



Male NPT x Female Hose Adapter

PART	DESCRIPTION	PRICE (G)
#07	1/2"	3.60
#09	3/4"	3.95



Female NPT x Male Hose Adapter

PART	DESCRIPTION	PRICE (G)
#08	1/2"	2.75
#10	3/4"	3.75



Heavy Brass Hose Couple Set

- Individual male or female fittings also sold separately - please inquire.

PART	DESCRIPTION	PRICE (G)
HC38	3/8"	8.15
HC12	1/2"	7.60
HC58	5/8"	7.65
HC34	3/4"	7.90
HC10	1"	30.95



03V

PART	DESCRIPTION	PRICE (G)
03V	Single Outlet Brass Shut-Off	7.85



Socket

Socket

PART	DESCRIPTION	PRICE (E)
QCS14	1/4" Socket Only	6.30
QCS38	3/8" Socket Only	8.20
QCS12	1/2" Socket Only	13.65



Adapter Coupler

PART	DESCRIPTION	PRICE (G)
#03	1/2 NPT x Hose	3.75
#04	3/4 NPT x Hose	4.25



13

PART	DESCRIPTION	PRICE (G)
13	Double Outlet Brass Shut-Off	15.35



Adapter Nipple

PART	DESCRIPTION	PRICE (G)
#05	3/8 NPT x Hose	3.45
#11	1/2 NPT x Hose	3.55
#12	3/4 NPT x Hose	4.25
#13A	Hose x Hose	3.80



Male

Male Plug

PART	DESCRIPTION	PRICE (E)
QCP14	1/4" Plug Only	2.95
QCP38	3/8" Plug Only	3.85
QCP12	1/2" Plug Only	5.20



Swivel Connector

PART	DESCRIPTION	PRICE (G)
#01	1/2 NPT x Hose	4.50
#02	3/4 NPT x Hose	4.70
#06	Hose x Hose	4.55



Brass Shut-Off

- Extra large handles are easy to grip and turn.
- EZ-on connector assures connection to faucet.
- Heavy-duty brass construction.

PART	DESCRIPTION	PRICE (G)
44GFL	Four Outlet Brass Shut-Off	35.70



Male Swivel Adapter

PART	DESCRIPTION	PRICE (G)
#14	3/8 NPT x Hose	4.80
#15	1/2 NPT x Hose	4.75
#17	1/4 NPT x Hose	4.75



Female

Female Plug

PART	DESCRIPTION	PRICE (E)
QCP14F	1/4" Fem. Plug Only	3.70
QCP38F	3/8" Fem. Plug Only	3.60
QCP12F	1/2" Fem. Plug Only	7.55

Quick Coupler Socket O-Rings

PART	DESCRIPTION	PRICE (E)
QC14-OR	O-Ring - 1/4" Socket	.55
QC38-OR	O-Ring - 3/8" Socket	.55
QC12-OR	O-Ring - 1/2" Socket	.65

Greenhouse Watering & Spray Equipment

Dramm Corporation manufactures a complete line of professional greenhouse tools and equipment including hose-end watering tools, irrigation systems, chemical application equipment, and most recently, environmental controls. **Dramm** is the most respected name within the industry. Even-Spray stocks a wide range of **Dramm** watering equipment to meet your growing needs.



Fogg-It Nozzles

- Designed for misting seedlings or raising humidity.
- Female GH thread; volumes rated at 40 PSI.

PART	DESCRIPTION	PRICE(F)
FOGG	½ GPM Super Fine Nozzle	14.85
FOGGF	1 GPM Fine Nozzle	14.85
FOGGL	2 GPM Low Volume Nozzle	14.85
FOGGH	4 GPM High Volume Nozzle	14.85



Water Breakers

- A wide range of water breakers to choose from.
- Female GH thread; volumes rated at 40 PSI.

PART	DESCRIPTION	PRICE(F)
400PL-RPR	Poly Breaker w/ Ring - 11gpm	9.45
400PL	Poly Breaker - 11gpm	7.65
400AL	Aluminum Breaker - 11gpm	24.05
750PL	Poly Breaker w/ Ring - 7gpm	18.20
1000PL	Poly Seedling Breaker - 7gpm	18.20
1000PL-N	Poly Seedling Breaker - 7gpm narrow pattern	18.20
1000PL-W	Poly Seedling Breaker - 7gpm wide pattern	18.20
170PL	Poly Breaker - 7gpm	6.60
170AL	Aluminum Breaker - 7gpm	16.05
480PL	Poly Seedling Breaker - 7gpm	8.50



Dramm Trigger Series Shut-Off Valves

- All valves feature Female GH inlets x Male GH Outlets with soft, yet durable rubber grips.
- 65C and 14700 rated at 11 GPM @ 40 PSI.
- 74800 rated at 16 GPM @ 40 PSI.

PART	DESCRIPTION	PRICE(F)
65C	Squeeze Trigger Valve - 11 gpm	19.70
14700	Easy Slide Thumb Valve - 11 gpm	20.95
74800	Easy Slide Thumb Valve - 16 gpm	23.25

All Dramm watering products – shut-offs, extensions, breakers, and nozzles - are sold separately so that you can customize your equipment to your specifications!

DRAMM



Shut-off Valves

- All models feature Female GH x Male GH thread.
- 74VALVE, 300, 075HGB Valves – full port flow.

PART	DESCRIPTION	PRICE(F)
74VALVE	Dramm HD Poly Valve	23.25
300	Dramm Brass Valve	31.35
075HGB	Brass GH x GH Valve	29.85
DRAMMVALVE-QAV	Dramm Poly Valve	6.95



Dramm Extension Wands

- Light-weight aluminum w/ padded foam comfort grip.
- Female GH x Male GH Thread.

PART	DESCRIPTION	PRICE(F)
DRAMM50-80	50" - 80" Extendable Wand	39.75
DRAMM16	16" Extension Wand	13.05
DRAMM2	24" Extension Wand	14.20
DRAMM30	30" Extension Wand	15.45
DRAMM3	36" Extension Wand	16.05
DRAMM4	48" Extension Wand	17.15
DRAMMB-36	36" Hanging Basket Wand	16.60
DRAMMB-48	48" Hanging Basket Wand	17.70



Seedling Nozzle

- Designed for seedlings, cuttings, delicate plants.
- Hollow cone fine droplet pattern; GH

PART	DESCRIPTION	PRICE(F)
510C	Seeding Nozzle 1/2 GPM @ 40 PSI	11.30



Replacement screens sold separately

Dramm Hose-end Accessories

- Filter recommended for use with seedling nozzles.
- Ring protects 400, 750, 1000 series water breakers.

PART	DESCRIPTION	PRICE(F)
DRAMM-ILF175	Filter w/ 80 mesh screen	27.20
DRAMM-ILFE175	80 mesh screen only	9.15
DRAMM-ILFE080	Optional 200 mesh screen	9.15
400RING	Rubber protective ring	2.35



Dramm Watering Can

- 5-Litre capacity; long-lasting rust-proof poly.
- Extra long spout with detachable brass rose.

PART	DESCRIPTION	PRICE(G)
DRAMMWATERCAN	5-Liter watering can	28.80



MS20-100 Chemical Sprayer

- Includes 100' hose, Gun, Cart/Tank, & Hose Reel.
- Up to 0.5 GPM; Maximum pressure to 500 PSI.

PART	DESCRIPTION	PRICE(I)
MS20-100	20 Gallon Hydraulic Sprayer 120V	CALL