



**Cox 1/2" Manual Wind Hose Reel**

- All welded powder-coated steel "A" frame for superior strength and durability.
- Permanently lubricated self-aligning bearings for trouble-free and smooth rotation.
- Adjustable tension brake to prevent "free-wheeling" during operation.
- Long-handled locking pin to secure reel from rotation during transportation / storage.
- 3,000 PSI operating capacity.
- Solid brass machined 90° swivel with 1/2" FNPT port and Nitrile seals.
- Capacity: 325' of 1/2" ID hose; up to 450' of 3/8" ID hose (reducer required).

PART	DESCRIPTION	PRICE(1)
HR	Manual wind hose reel – 325' capacity, 1/2" brass swivel	<b>CALL</b>



**Cox 1" Manual Wind Hose Reel**

- All welded powder-coated steel "A" frame for superior strength and durability.
- Permanently lubricated self-aligning bearings for trouble-free and smooth rotation.
- Adjustable tension brake to prevent "free-wheeling" during operation.
- Long-handled locking pin to secure reel from rotation during transportation / storage.
- 3,000 PSI operating capacity.
- Nickel plated steel 90° swivel with 1" FNPT port and AFLAS seals.
- Capacity: 100' of 1" ID hose; up to 150' of 3/4" ID hose (reducer required).


PART	DESCRIPTION	PRICE(1)
HR1	Manual wind hose reel – 100' capacity, 1" brass swivel	<b>CALL</b>



**Cox 1/2" Electric Wind Hose Reel**

- All welded powder-coated steel "A" frame for superior strength and durability.
- Heavy-duty gear-driven reversible motor. 1/3 HP 12-volt DC (non-CSA).
- Permanently lubricated self-aligning bearings for trouble-free and smooth rotation.
- 3,000 PSI operating capacity.
- Solid brass machined 90° swivel with 1/2" FNPT port and Nitrile seals.
- Capacity: 325' of 1/2" ID hose; up to 450' of 3/8" ID hose (reducer required).

PART	DESCRIPTION	PRICE(1)
HRE	Electric wind hose reel – 325' capacity, 1/2" brass swivel	<b>CALL</b>



Hose not included

**Cox Swivel Mount Series Hose Reels**

- Professional grade heavy-duty steel construction with durable proprietary CPC™ powder coat process; solid one-piece heavy gauge steel frame.
- Unique hose control bar keeps hose from slipping off the disc from any direction.
- Adjustable tension brake to prevent "free-wheeling" during operation / transport.
- Maximum 4,000 PSI operating capacity.
- Optional 8-position swivel mount wall mount bracket with lock pin sold separately.

PART	DESCRIPTION	PRICE(1)
HRSM100	Swivel Mount Hose Reel – 100' capacity, 3/8" brass swivel	<b>CALL</b>
HRSM125	Swivel Mount Hose Reel – 125' capacity, 1/2" brass swivel	<b>CALL</b>
HRSM250	Swivel Mount Hose Reel – 250' capacity, 1/2" brass swivel	<b>CALL</b>



**Cox 12 Volt Hose Reel Accessories**

For use with Cox 3/4" Electric Hose Reel (model # HRE).

PART	DESCRIPTION	PRICE(1)
HRCB	40 Amp Circuit Breaker	<b>49.70</b>
HRSOLENOID	Solenoid Switch	<b>95.30</b>
HRSWITCH	Push ON/OFF Switch	<b>32.35</b>



**Hose Reel Swivels**

PART	DESCRIPTION	PRICE(1)
HRS-3/8	3/8" Swivel – 3000 PSI	<b>62.50</b>
HRS-1/2	1/2" Swivel – 1250 PSI	<b>95.30</b>
HRS-3/4	3/4" Swivel – 1500 PSI	<b>165.70</b>
HRS-1	1" Swivel – 300 PSI	<b>CALL</b>



**Wall Mount Bracket**

For use with Cox Swivel Mount Series hose reels. Pivoting base for wall mount only. As shown.

PART	PRICE(1)
HRSMBR-W	<b>123.60</b>



**Roller Bracket**

For use with Cox 1/2" Hose Reels (HR & HRE models).

PART	PRICE(1)
HROLLER	<b>CALL</b>

**Cox Reel Swivel Repair Kits**

PART	DESCRIPTION	PRICE(1)
HRS-3/8KIT	Repair Kit for 3/8" Swivel	<b>18.00</b>
HRS-1/2KIT	Repair Kit for 1/2" Swivel	<b>11.15</b>
HRS-3/4KIT	Repair Kit for 3/4" Swivel	<b>12.95</b>

*Other Cox hose reel models and accessories available by special order – please call us for further details!*



**Honda GX160 Series Engine (5 1/2 HP)**

PART	DESCRIPTION	PRICE (I)
GX 160U1HX6	Oil Alert 6:1	<b>CALL</b>
GX 160U1LX6	Oil Alert	<b>CALL</b>
GX 160UTQH6	Engine	<b>CALL</b>
GX 160UTQX6	Oil Alert	<b>CALL</b>
GX 160UQXC6	Oil Alert	<b>CALL</b>
GX 160UQXE6	Electric Oil Alert	<b>CALL</b>
GX 160U1RH6	Engine	<b>CALL</b>
GX 160UTTX6	Oil Alert	<b>CALL</b>



**Honda GX270 Series Engines (9 HP)**

PART	DESCRIPTION	PRICE (I)
GX 270UHX26	Oil Alert	<b>CALL</b>
GX 270UTQA6	Oil Alert	<b>CALL</b>
GX 270UQAE6	Electric	<b>CALL</b>
GX 270UQH26	Engine	<b>CALL</b>
GX 270UQXC6	Oil Alert	<b>CALL</b>
GX 270UQXE6	Electric Oil Alert	<b>CALL</b>
GX 270URH26	Engine	<b>CALL</b>
GX 270UVXE6	Engine	<b>CALL</b>



**Honda GX340 Series Engines (11 HP)**

PART	DESCRIPTION	PRICE (I)
GX 340U1HX6	Oil Alert	<b>CALL</b>
GX 340U1LX6	Oil Alert	<b>CALL</b>
GX 340U1QA6	Oil Alert	<b>CALL</b>
GX 340UQAE6	Electric Oil Alert	<b>CALL</b>
GX 340UVX16	Engine	<b>CALL</b>



**Honda GX390 Series Engines (13 HP)**

PART	DESCRIPTION	PRICE (I)
GX 390UQXC6	Oil Alert	<b>CALL</b>
GX 390UTQA6	Oil Alert	<b>CALL</b>
GX 390UQAE6	Electric, Oil Alert	<b>CALL</b>
GX 390UQNE6	Electric, Oil Alert, 10 AMP	<b>CALL</b>



**Honda GX 630 Engine (20 HP)**

PART	DESCRIPTION	PRICE (I)
GX 630RQXF	Electric, less muffler	<b>CALL</b>

Note: Muffler not included



**Honda GX690 Engine (24 HP)**

PART	DESCRIPTION	PRICE (I)
GX 690RTXF	Electric, less muffler	<b>CALL</b>

Note: Muffler not included

**Muffler for 20 and 24 HP Honda Engines**

PART	DESCRIPTION	PRICE (I)
MUFFLER	Muffler – Honda 20/24 HP	<b>CALL</b>

**PowerPro™ Gasoline Engines**



**HYPRO®**



**Features & Benefits:**

- Available in multiple horsepower models for use in agriculture, industrial, and lawn & garden applications.
- Overhead valve for cleaner operation; flat head on 2.5 HP.
- Most common repair parts stock items for Even-Spray.
- Engines can be configured to various Hypro pumps models or sold individually.
- Supported with a one year warranty from Hypro.
- Dedicated technical and Hypro service support number – 1-800-769-3777.

**PowerPro Gasoline Engines, Recoil Start**

PART	HP	SHAFT TYPE	PRICE (E)
2549-0043	2.5	5/8" Keyed	<b>529.30</b>
2541-0046	6.5	5/8" Threaded	<b>465.60</b>
2541-0048	13.0	1" Keyed	<b>976.30</b>

**PowerEase Gasoline Engines**

- 7 HP 210cc Recoil start engine with Oil Alert and 3/4" keyed shaft.
- 15 HP 420cc Recoil start engine with Oil Alert and 1" keyed shaft.

PART	DESCRIPTION	PRICE (I)
POWEREASE7	7 HP, 3/4" Shaft	<b>250.30</b>
POWEREASE15	15 HP, 1" Shaft	<b>CALL</b>

Golf Course, Landscape, and I.P.M. Tools



**Aluminum Leaf & Landscaper Rake**

Superlight rake is ideal for smoothing, leveling, spreading materials, seeding, and even leaf clean up.

- Available in three rake head widths.
- 66" long handle with rubber end cap.
- Rounded rake tine tips and beveled back edge of blade for smooth grading.
- One piece heavy duty brace riveted to rake head.

PART	DESCRIPTION	PRICE (K)
114AL	24" Landscaper Rake	81.25
115AL	36" Landscaper Rake	92.50
116AL	48" Landscaper Rake	120.00



**ACCUFORM AccuSeed™ Spot Seeder**

The Accuform AccuSeed is the perfect spot seeding tool.

- Specially designed Stainless-Steel spikes puncture turf 5/16" deep.
- Ideal seed to soil contact.
- Bentgrass seed filled into housing.
- Seed only released when spring-loaded head compresses.
- Minimal surface impact; little disruption to play.

PART	DESCRIPTION	PRICE (K)
13270	AccuSeed	CALL
13270-20	Replacement Bottom Plate	CALL



**Soil Sampler Tool**

- Chrome-plated steel construction
- Side discharge for easy sample removal
- Diameter: 1"; Length: 20"

PART	DESCRIPTION	PRICE (K)
235	Soil Sampling Tool	42.50



**661 Cup Auger**

The Cup Auger is for those who want to go above and beyond the ordinary. Using this tool is the best way to achieve consistent cup depth on every green, no matter who is doing the job. It's as easy as 1-2-3!

1. Cut the new hole with any cup cutter.
2. Insert the Cup Auger and turn until collar rests on turf.
3. Remove Auger and discard removed soil.

PART	DESCRIPTION	PRICE (K)
661	Cup Auger	238.30



**Miltona Sod Stripper**

The ideal tool for seamlessly repairing hydraulic oil spills or similar damage on putting greens.

- Adjustable depth from 5/8" to 1"
- Includes 2", 3", 5", and 7" blades

PART	DESCRIPTION	PRICE (K)
220	Sod Stripper (4 blades)	521.70



**LiquidPro™ Wetting Agent Applicator Gun**

Now, with unmatched speed and uniformity, you can virtually "paint" your turf with liquid wetting agents, fertilizers, and micronutrients – can cover over 1,000 ft<sup>2</sup> in less than a minute.

- The perfect tool for syringing localized dry spots on greens and tees when using a boom sprayer is impractical.
- Includes the patented Precision™ Cloudburst™ nozzle constructed of aircraft aluminum and stainless steel that delivers up to 48 GPM @ 80 PSI!
- Adjustable and removable metering dial offers 10 additive settings including "water only".
- Comes with a 1" FHT x 3/4" MHT brass adapter - LiquidPro™ works with both 3/4" and 1" hoses.
- Convenient 6-pack refill bottles means more time on the course spraying and less time refilling at the shop. Sold separately.

PART	DESCRIPTION	PRICE (K)
LIQUIDPRO	LiquidPro Applicator Gun with Cloudburst Nozzle	244.80
LIQUIDPRO-6	6-Pack of 946 ml Refill Bottles w/ Carry Tray	108.40
LIQUIDPRO-1	946 ml Refill Bottle Only	10.35



**PelletPro™ Applicator Gun**

The PelletPro™ gun is designed to accept all wetting agent and nutrient tablets and provides a powerful, yet ultra-soft spray when watering or applying to tight, hydrophobic soils.

- 48 GPM capability gets the job done faster!
- Ultra Heavy-Duty – brass fittings, aircraft aluminum, stainless steel, and precision engineered glass-filled materials.
- Patented Precision™ Cloudburst™ nozzle delivers large droplets in an outstanding fan pattern.
- PelletPro™ rotates pellets at 1 revolution per second to evenly dissolve/ apply wetting agent and nutrient products.

PART	DESCRIPTION	PRICE (K)
PELLETPRO	PelletPro Wetting Agent Applicator Gun	137.60



# Integrated Pest Management Tools



### Measuring Jugs

- Calibrated in Millilitres and U.S. Ounces.

PART	DESCRIPTION	PRICE (F)
MEASURE-1	1 Litre Capacity Jug	10.80
MEASURE-2	2 Litre Capacity Jug	12.15



### Rain Gauge

- Measures up to 5" (127 mm) of rain.
- Poly spike can be post or fence-mounted (hardware not included) or simply inserted into the soil.
- Includes attractive Even-Spray logo!

PART	DESCRIPTION	PRICE (G)
RAINGAUGE	Rain Gauge	9.70



### Wireless Rain Collector w/ Temperature

- Unit displays cumulative total for past 24 hours or cumulative total for past 7 days.
- Collector can be placed up to 100 feet (30 meters) from the main unit.
- Includes indoor and outdoor wireless thermometers and rain alarm.
- LCD displays rainfall amounts in millimetres.

PART	DESCRIPTION	PRICE (K)
SP-3526WT1	Wireless Rain Collector	142.50



### MIN / MAX Thermometer

- For measuring minimum, maximum, and present temperature in both °F and °C.
- Mercury filled for best accuracy.
- Ideal for greenhouse use.


PART	DESCRIPTION	PRICE (H)
MINMAX	Min / Max Thermometer	33.15



### SP-6400 Soil Moisture Meter

- Analog meter measures any type of soil with just one calibration.
- Resistance-type sensor located at tip of 9" stainless steel probe.
- Indicates "0" (dry) to "10" (saturated).

PART	DESCRIPTION	PRICE (K)
SP-6400	Soil Moisture Meter – 9" probe	185.95



### LIGHTSCOUT DLI 100 Light Meters

- Available in both Greenhouse and Turf versions.
- Measures PAR light; simple one button operation.
- Runs for 24 hours; calculates your Daily Light Integral.
- Displays light intensity every 4 seconds.
- Batter included; water-resistant.



### WM10 Wind Meter

- Measures wind speed in MPH, KPH, M/S, or knots.
- 0.5 to 67 MPH range.
- Auto OFF feature.
- Water resistant.
- Backlit LCD display.

PART	DESCRIPTION	PRICE (F)
WM10	Wind Meter	79.95



### WM20 Wind/Temperature Meter


- Dual display – wind speed and temperature or wind chill.
- MPH, KPH, M/S, FT/min, or Beaufort.
- Replaceable plastic impeller.
- Lanyard included; also threaded for tripod use.

PART	DESCRIPTION	PRICE (F)
WM20	Wind/Temperature Meter	137.00



PART	DESCRIPTION	PRICE (K)
SP-3405G	Light Meter - Greenhouse	117.90
SP-3405G3	Light Meter - Greenhouse 3-pack	298.05
SP-3405T	Light Meter - Turf	117.90
SP-3405T3	Light Meter - Turf 3-pack	298.05

## Integrated Pest Management Tools



### FieldScout TDR 350 Soil Moisture Meter

Offering the proven time-domain measurement technology, the TDR 350 accurately measures soil moisture across the full range of soil conditions. Improved ergonomic design provides quick and easy measurements. Validate your cultural practices with hands-free data collection integrated with Bluetooth and GPS.

- Measures soil moisture (Volumetric Water Content), EC, and Turf Surface Temperature (with optional IR sensor).
- Integrated Bluetooth and GPS.
- Transfer data with USB flash drive – no PC connection needed.
- Compatible with SpeConnect and FieldScout Mobile App – works on iOS and Android devices.
- Carry case included. Probes sold in pairs separately.

PART	DESCRIPTION	PRICE(K)
SP-TDR 350	TDR 350 w/case	2025.20
SP-TDR-ROD**	Stainless Steel Probes (Pair) 1.5", 3", 4.8", 8"	CALL
SP-6435TS	Optional Infrared Sensor	405.05



### FieldScout Direct Soil EC Meter

Instant and accurate direct EC and Temperature measurements.

- Sample directly into ground soils, plug trays, pots, and solutions.
- 0 to 19.9 mS/cm (± 1% accuracy, 0.01 mS/cm res.)
- Automatic temp. compensation, waterproof.
- Includes carrying case, battery, and EC calibration solution.

PART	DESCRIPTION	PRICE
SP-2265FS	Direct Soil EC Meter	676.00



### WatchDog 3617ARS Soil/Air Temperature Station

- Install these mini data logging stations across multiple microclimates to study soil and air temperature trends.
- Logs 4,000 intervals set at 1 - 120 minutes apart.
- Operating Temperature: -30 to 60°C.
- Temperature Range: -40 to 85°C.
- Runs on a single CR2 battery (included) – 12-month life expectancy on battery.
- Ideal for golf course, nursery, and agricultural applications.
- Includes Model A125 Data Logger, External Temperature Sensor, and mini radiation shield.
- Requires the use of SpecWare 9 Pro software and the A-Series PC Connection Cable.

PART	DESCRIPTION	PRICE(K)
SP-3617ARS	Soil/Air Temp Logger Station	363.95



### WatchDog B-Series Button Temp. Data Loggers

Don't let their small size and price fool you!

- Water resistant (IP56) stainless steel case
- Select measurement intervals from 1 to 120 minutes.
- Log either 2000 or 8000 intervals depending on model chosen.
- Range: -40 to 85°C
- Internal sensors.
- Integral non-replaceable battery.
- SpecWare 9 Pro software and B-Series docking station are required.

PART	DESCRIPTION	PRICE(K)
SP-100 2K	Temp. Logger – 2000 intervals	105.70
SP-100 8K	Temp. Logger – 8000 intervals	196.45


### WatchDog Data Logger Software & Accessories

#### SpecWare 9 Pro Software

- Compatible with Windows XP, Vista, and 7.
- Fully customizable reporting or choose from 13 standard versions.
- Choose your units of measurement, and language preferences.
- Free downloadable software updates.
- Use with A and B Series Dataloggers.
- Includes, CD, PC Interface cable, and manual.



PART	DESCRIPTION	PRICE(K)
SP-SPEC9PRO	SpecWare 9 Pro Software	269.60
SP-3661A	A-Series PC Cable – USB	40.65
SP-3655K1	B-Series Docking Station - USB	207.30



### FieldScout SoilStik™ pH Meter

Easy-to use, accurate portable meter with flat surface electrode measures pH in soils, semi-solids, solids, and in liquids. Simultaneous display of pH and temperature.

- pH Measurement Range: 0.00 to 14.00
- Temperature Measurement Range: -5°C to 90°C
- Accuracy: ±0.01 pH, ±1°C (1.8°F)
- Resolution: 0.01 pH, 0.1°
- Includes protective sensor cap, rinse bottle, two CR2032 batteries, pH 4 & 7 calibration solutions, and soft carry case.

PART	DESCRIPTION	PRICE
SP-2105	SoilStik™ pH Meter	228.95



# Greenhouse Watering & Spray Equipment

**Dramm Corporation** manufactures a complete line of professional greenhouse tools and equipment including hose-end watering tools, irrigation systems, chemical application equipment, and most recently, environmental controls. **Dramm** is the most respected name within the industry. Even-Spray stocks a wide range of **Dramm** watering equipment to meet your growing needs.



### Fogg-It Nozzles

- Designed for misting seedlings or raising humidity.
- Female GH thread; volumes rated at 40 PSI.

PART	DESCRIPTION	PRICE(F)
FOGG	½ GPM Super Fine Nozzle	14.85
FOGGF	1 GPM Fine Nozzle	14.85
FOGGL	2 GPM Low Volume Nozzle	14.85
FOGGH	4 GPM High Volume Nozzle	14.85



### Water Breakers

- A wide range of water breakers to choose from.
- Female GH thread; volumes rated at 40 PSI.

PART	DESCRIPTION	PRICE(F)
400PL-RPR	Poly Breaker w/ Ring - 11gpm	9.45
400PL	Poly Breaker - 11gpm	7.65
400AL	Aluminum Breaker - 11gpm	24.05
750PL	Poly Breaker w/ Ring - 7gpm	18.20
1000PL	Poly Seedling Breaker - 7gpm	18.20
1000PL-N	Poly Seedling Breaker - 7gpm narrow pattern	18.20
1000PL-W	Poly Seedling Breaker - 7gpm wide pattern	18.20
170PL	Poly Breaker - 7gpm	6.60
170AL	Aluminum Breaker - 7gpm	16.05
480PL	Poly Seedling Breaker - 7gpm	8.50



### Dramm Trigger Series Shut-Off Valves

- All valves feature Female GH inlets x Male GH Outlets with soft, yet durable rubber grips.
- 65C and 14700 rated at 11 GPM @ 40 PSI.
- 74800 rated at 16 GPM @ 40 PSI.

PART	DESCRIPTION	PRICE(F)
65C	Squeeze Trigger Valve - 11 gpm	19.70
14700	Easy Slide Thumb Valve - 11 gpm	20.95
74800	Easy Slide Thumb Valve - 16 gpm	23.25

All Dramm watering products – shut-offs, extensions, breakers, and nozzles - are sold separately so that you can customize your equipment to your specifications!



### Dramm Extension Wands

- Light-weight aluminum w/ padded foam comfort grip.
- Female GH x Male GH Thread.

PART	DESCRIPTION	PRICE(F)
DRAMM50-80	50" - 80" Extendable Wand	39.75
DRAMM16	16" Extension Wand	13.05
DRAMM2	24" Extension Wand	14.20
DRAMM30	30" Extension Wand	15.45
DRAMM3	36" Extension Wand	16.05
DRAMM4	48" Extension Wand	17.15
DRAMMB-36	36" Hanging Basket Wand	16.60
DRAMMB-48	48" Hanging Basket Wand	17.70



### Seedling Nozzle

- Designed for seedlings, cuttings, delicate plants.
- Hollow cone fine droplet pattern; GH

PART	DESCRIPTION	PRICE(F)
510C	Seeding Nozzle 1/2 GPM @ 40 PSI	11.30



Replacement screens sold separately

### Dramm Hose-end Accessories

- Filter recommended for use with seedling nozzles.
- Ring protects 400, 750, 1000 series water breakers.

PART	DESCRIPTION	PRICE(F)
DRAMM-ILF175	Filter w/ 80 mesh screen	27.20
DRAMM-ILFE175	80 mesh screen only	9.15
DRAMM-ILFE080	Optional 200 mesh screen	9.15
400RING	Rubber protective ring	2.35



### Dramm Watering Can

- 5-Litre capacity; long-lasting rust-proof poly.
- Extra long spout with detachable brass rose.

PART	DESCRIPTION	PRICE(G)
DRAMMWATERCAN	5-Liter watering can	28.80

# DRAMM



### Shut-off Valves

- All models feature Female GH x Male GH thread.
- 74VALVE, 300, 075HGB Valves – full port flow.

PART	DESCRIPTION	PRICE(F)
74VALVE	Dramm HD Poly Valve	23.25
300	Dramm Brass Valve	31.35
075HGB	Brass GH x GH Valve	29.85
DRAMMVALVE-QAV	Dramm Poly Valve	6.95



### MS20-100 Chemical Sprayer

- Includes 100' hose, Gun, Cart/Tank, & Hose Reel.
- Up to 0.5 GPM; Maximum pressure to 500 PSI.

PART	DESCRIPTION	PRICE(I)
MS20-100	20 Gallon Hydraulic Sprayer 120V	CALL

Tree Care - ARBOR-Jet

# ARBORjet®

Revolutionary Plant Health Solutions



**SAVE YOUR TREES  
FROM THE  
EMERALD ASH BORER**

## IMA-jet



**IMA-Jet Injectable Insecticide**

IMA-Jet is a micro-injectable systemic insecticide which fights against the Emerald Ash Borer and Asian Long-Horned Beetle in ornamental nursery trees, landscaping, and municipal, provincial, and national forestry.

- 5% Imidacloprid
- Application rate varies based on DBH of tree being treated.
- 1 L Squeeze / Pour Bottle
- PCP: 31375

PART	DESCRIPTION	PRICE(K)
ARB-IMAJET	IMA-Jet Insecticide 1 Litre	CALL

## QUIK-JET AIR™

**QUIK-Jet Air Kit**

ARBOR-Jet's QUIK-Jet Air is the latest weapon in the war against insects such as the Emerald Ash Borer. The innovative design is lightweight and easy to use that maximizes productivity and reduces labour time and costs.

The QUIK-Jet Air features one-thumb switch operation, precise dose measuring, and air-powered injection in a rugged aluminum body weighing less than one kilogram.

**The QUIK-Jet Air kit includes:**

- 1 QUIK-Jet device
- 1 3/8" Drill Bit
- 1 Litre supply bottle
- 1 9/32" Drill Bit
- 1 Protective storage bag for QUIK-Jet device
- 1 Pair Safety Glasses
- 1 Belt Hook
- 1 Graduated Cylinder
- 1 Belt Clip
- 1 Storage Bucket
- 1 Arborplug setter
- 1 Funnel
- 1 Needle clean-out
- 500ml of CLEAN-Jet
- 1 Training Manual w/ DVD tool

PART	DESCRIPTION	PRICE(K)
ARB-905000	ArborJet QUIK-Air Tree Injection Kit	CALL

**Also Available:**

## QUIK-jet

The QUIK-jet is a cost-effective manual tree injection tool designed for lower dose applications. The QUIK-jet kit is a good starter kit for someone just getting into trunk injection or has a limited number of trees to treat.

PART	DESCRIPTION	PRICE(K)
ARB-905005	ArborJet QUIK-Jet Tree Injection Kit	CALL

**Also Available:**

## ARBORplugs

Patent pending, ARBORplugs are the key element of the IMA-Jet injection system into tree trunks. The self-sealing surgical septum prevents product leakage and loss during and after the injection process. Available in two sizes for small/medium or medium/large trees. In bags of 100.

PART	DESCRIPTION	PRICE(K)
ARB-905020	#3 ARBORplug - 9/32" Small/Medium tree	CALL
ARB-905015	#4 ARBORplug - 3/8" Medium/Large tree	CALL



**FAST**  
Injections in minutes



**EFFECTIVE**  
Backed by 15 years of research



**ECONOMICAL**  
Low material costs and reduced labour



Even-Spray stocks IMA-Jet Insecticide, ArborJet QUIK-Jet AIR and QUIK-Jet Injection kits as well as a wide range of service parts for your ArborJet equipment to keep you up and running.





**DRAMM**

**Gilmour**  
GARDENING INNOVATION

**Pruning Tools**



**DRAMM Compact Shear**

- Fine point Stainless Steel blade for detailed work.
- Excellent for taking plant cuttings.

PART	DESCRIPTION	PRICE (H)
DRAMM-SHEAR	Compact Pruning Shear	<b>15.40</b>



**DRAMM Compact Bypass Pruner**

- Stainless Steel Blade.
- Designed for pruning woody stems 5/8" or less.
- Ergonomically-designed grip.

PART	DESCRIPTION	PRICE (H)
DRAMM-BYPASS	Compact Bypass Pruner	<b>24.15</b>

**DRAMM Pruning Tool Holster**

- Attaches to belt with metal clip.
- Breathable mesh pocket; nylon and PVC construction.
- Fits most small pruning tools.




PART	DESCRIPTION	PRICE (H)
DRAMM-HOLSTER	Nylon Pruner Holster	<b>11.00</b>



**24" Bow Saw**

- Hardened and tempered "raker" tooth blade for fast cutting and long life.
- Handle design allows for large branch cutting.
- Easy blade replacement.

PART	DESCRIPTION	PRICE (G)
524	24" Bow Saw	<b>17.30</b>
524B	Replacement Blade for 524 Saw	<b>6.40</b>



**570 Curved Saw**

- 16" curved laquered steel blade.
- Sharp, deep-set teeth.
- Durable hardwood handle.

PART	DESCRIPTION	PRICE (G)
570	16" Curved Blade Saw	<b>28.90</b>



**Felco Holster for Pruning Shears**

For belt or pocket, high tension metal clip on back.

PART	DESCRIPTION	PRICE (I)
FELCO910		<b>18.35</b>



**Felco 211 Series Loppers**

These compact, lightweight loppers cut big and smoothly through branches up to 1 3/8" (35mm) in diameter. The F211 high-performance cutting head pulls in the branch while slicing through it, thanks to the hooked counter blade and variable radius on the blade. Precision, power, and comfort; what you should expect in a quality Felco product.

- Lightweight, durable I-Beam constructed handles with comfort grips and shock absorbers that protect wrists and hands.
- Available in three sizes to suit your pruning job needs.
- Replacement parts are available.

PART	DESCRIPTION	PRICE (I)
FELCO211-40	40cm / 15.7" Lopper	<b>101.20</b>
FELCO211-50	50cm / 19.7 Lopper	<b>108.35</b>
FELCO211-60	60cm / 23.6 Lopper	<b>115.60</b>



**Felco 2**

- Length 8 1/2"
- Weight 8 1/2 oz.

PART	DESCRIPTION	PRICE (I)
FELCO2	Pruner - "The Original"	<b>88.90</b>
FELCO-F8	RH Pruner - Ergonomic Grip	<b>85.50</b>
FELCO-F9	LH Pruner - Ergonomic Grip	<b>85.50</b>

NOTE: RH = Right Hand LH = Left Hand



**Felco 600 Pruner**

There is nothing ordinary about this patented blade design. The shape of the blade is thinner at the top and thicker at the bottom – where the teeth are. This unique feature keeps only the teeth in contact with the material to be cut. This prevents clogging and binding, since the sides of the blade never come in contact with the wood.

- Cuts branches up to 4" (10 cm) dia.
- 14" (35 cm) overall length.
- 6" (16 cm) blade, 4.9 oz. (140 g)

PART	DESCRIPTION	PRICE (I)
FELCO600	Saw	<b>39.05</b>
FELCO600-3	Blade	<b>31.05</b>



**Felco 31 Series Anvil Pruner**

The anvil pruning shears that take no prisoners when cutting through hard or dead wood! The ultra-sharp Felco 31 will prove to be your greatest ally – whether you are left or right-handed.

- Can be used either left-handed or right-handed.
- Anvil design will cut branches up to .98" (25mm) in diameter.
- Ergonomic design of handle fits your hand perfectly.
- Ultra-sharp cutting blade

PART	DESCRIPTION	PRICE (I)
FELCO31	Felco 31 Anvil Pruner	<b>74.90</b>

**Felco Lubricant Spray**

The rapidly biodegradable Felco spray uses a 100% synthetic-based non-stick formula that remains stable with age and oxidation. Specially developed for cleaning all mechanical parts of gardening and workshop tools, it will never become resinous. The Felco spray protects all types of metals permanently against corrosion and provides an effective water-proof coating. Contains NO butane.



PART	DESCRIPTION	PRICE (I)
FELCOF980	Spray Lube 1.89 fl.oz.	<b>21.60</b>